VB1
ESC 1:50

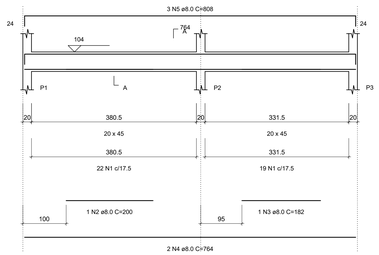


SEÇÃO A-A
ESC 1:25

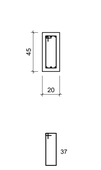


VB2
ESC 1:50

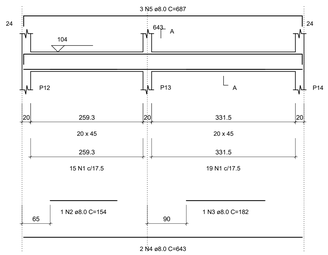


SEÇÃO A-A
ESC 1:25

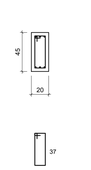


VB3
ESC 1:50

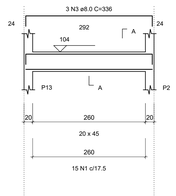


SEÇÃO A-A
ESC 1:25

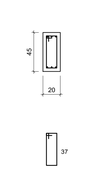


VB4
ESC 1:50

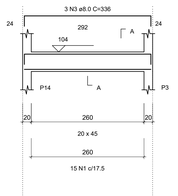


SEÇÃO A-A
ESC 1:25

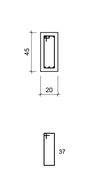


VB5
ESC 1:50

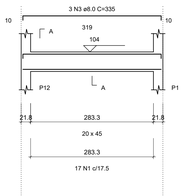


SEÇÃO A-A
ESC 1:25

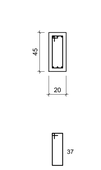


B1=B2=B3=B12=B13=B14

PLANTA
ESC 1:25

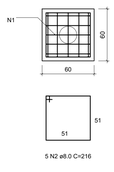


CORTE
ESC 1:25

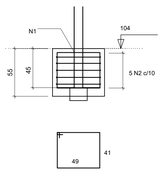


P1=P2=P3=P12=P13=P14

FUNDAÇÃO - L1
ESC 1:20

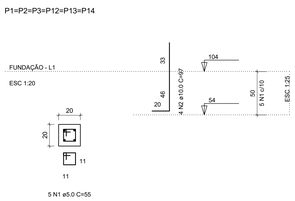





Armação negativa das lajes do pavimento Passarela

escala 1:50

| Ferros de distribuição | |
|---|---|
| Ferro | Armadura de distribuição |
| N1 | 3 N2 ø5.0 c/20 C=352 |
| N9 | 9 N3 ø5.0 c/20 C=280 |
| N1 | 3 N2 ø5.0 c/20 C=352 |
| N1 | 3 N4 ø5.0 c/20 C=75 |
| N1 | 3 N5 ø5.0 c/20 C=130 |
| N1 | 3 N4 ø5.0 c/20 C=75 |
| N1 | 3 N6 ø5.0 c/20 C=400 |
| N1 | 3 N7 ø5.0 c/20 C=305 |
| N1 | 3 N8 ø5.0 c/20 C=279 |

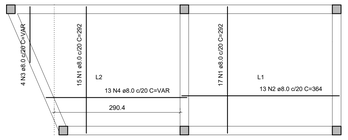


Armação positiva das lajes do pavimento Passarela

escala 1:50

V1
ESC 1:50

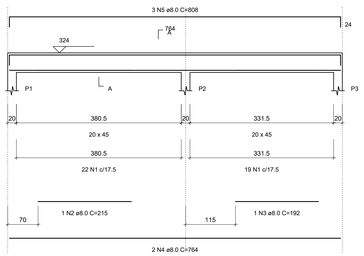


SEÇÃO A-A
ESC 1:25

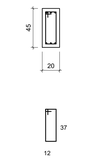


V2
ESC 1:50

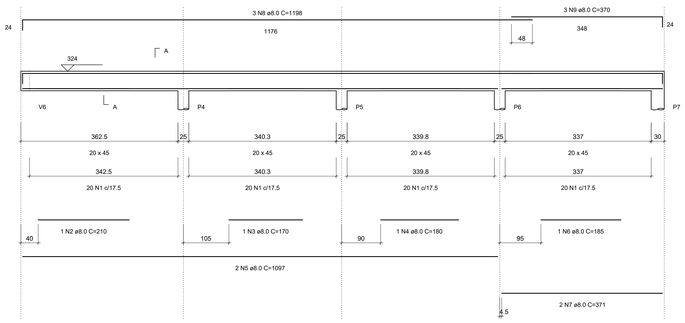


SEÇÃO A-A
ESC 1:25

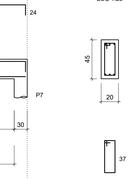


V4
ESC 1:50

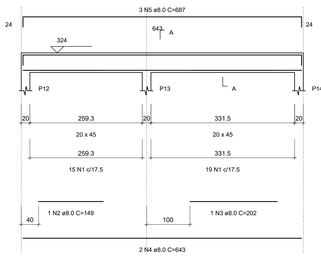


SEÇÃO A-A
ESC 1:25

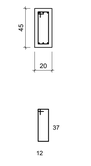


V3
ESC 1:50

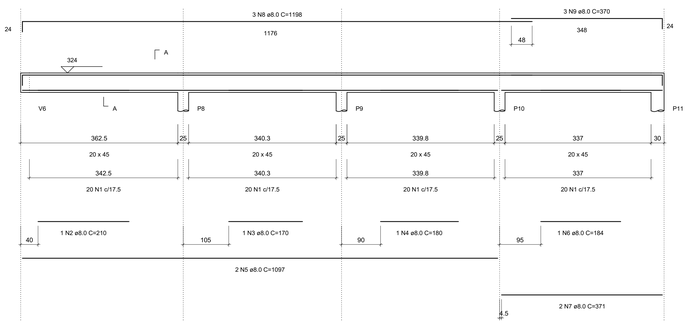


SEÇÃO A-A
ESC 1:25

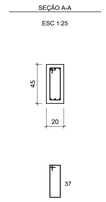


V5
ESC 1:50

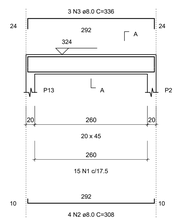


SEÇÃO A-A
ESC 1:25

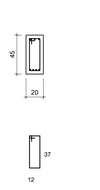


V6
ESC 1:50

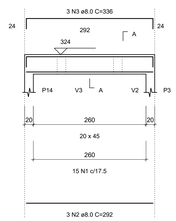


SEÇÃO A-A
ESC 1:25

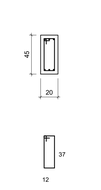


V7
ESC 1:50

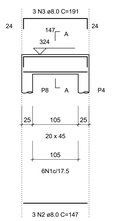


SEÇÃO A-A
ESC 1:25

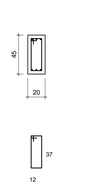


V8
ESC 1:50

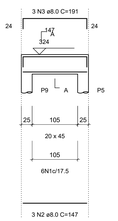


SEÇÃO A-A
ESC 1:25

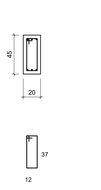


V9
ESC 1:50

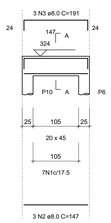


SEÇÃO A-A
ESC 1:25

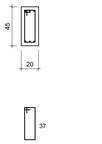


V10
ESC 1:50

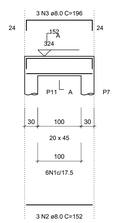


SEÇÃO A-A
ESC 1:25

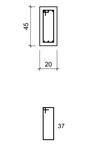


V11
ESC 1:50

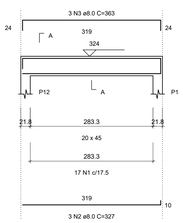


SEÇÃO A-A
ESC 1:25

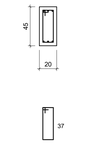


P1=P2=P3=P12=P13=P14

PASSARELA - L2
ESC 1:20

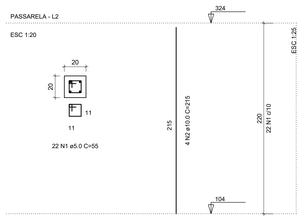


B4=B5=B6=B7=B8=B9=B10=B11

PLANTA
ESC 1:25

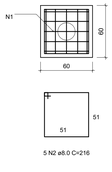


CORTE
ESC 1:25

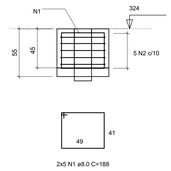


NOTAS:

1 - TODA ESTRUTURA FOI PROJETADA CONSIDERANDO CLASSE DE AGRESSIVIDADE AMBIENTAL III (NBR 6118:2014), DESSA FORMA DEVEM SER OBEDECIDAS AS SEGUINTES ESPECIFICAÇÕES:

fck ≥ 30 MPa;

COBRIMENTO NOMINAL DAS ARMADURAS:

- BLOCOS: 4,50 cm;
- VIGAS CONTATO COM O SOLO: 4,50 cm.
- PILARES EM CONTATO COM O SOLO: 4,50 cm.

2 - RELAÇÃO a/c ≤ 0,55; CONSUMO DE CIMENTO ≥ 320 kg/m$^3$; ABATIMENTO DO TRONCO DE CONE ENTRE 100 e 160 mm;

3 - O CONCRETO EMPREGADO NOS ELEMENTOS DESTE PROJETO DEVE ATENDER AOS REQUISITOS ESPECIFICADOS NA NBR 12655:2015;

4 - A SOBRECARGA UTILIZADA NAS LAJES É DE 5 kN/m$^2$;

4 - COMO MEDIDA AOS EFEITOS NOCIVOS DE UMA POSSÍVEL OCORRÊNCIA DA REAÇÃO ÁLCALI-AGREGADO, PARA O BOM DESEMPENHO E DURABILIDADE DA ESTRUTURA, DEVE-SE OBSERVAR A REATIVIDADE POTENCIAL DOS AGREGADOS TOMANDO-SE, CASO NECESSÁRIO, MEDIDAS DE MITIGAÇÃO COMPROVADAMENTE EFICAZES E COMPATÍVEIS COM A AÇÃO PREVENTIVA "FORTE" DA NBR 15577:2008;

5 - RECOMENDA-SE UM CONTROLE RIGOROSO DE QUALIDADE DO CONCRETO NAS OPERAÇÕES DE MISTURA, TRANSPORTE, LANÇAMENTO, ADENSAMENTO, CURA E DESFORMA, VISANDO POSSIBILITAR CONDIÇÕES FAVORÁVEIS À RESISTÊNCIA E DURABILIDADE DA ESTRUTURA;

6 - TENDO EM VISTA OS CRITÉRIOS DE DURABILIDADE E O FAVORECIMENTO DO CONTROLE TECNOLÓGICO DO CONCRETO, DEVE-SE OBEDECER AO REQUISITO DE ESPAÇAMENTO MÍNIMO ENTRE BARRAS DE 2,5 cm OU 1,2 Dmáx. DA BRITA;

7 - QUANDO NÃO INDICADAS, AS DIMENSÕES ESTÃO EM CENTÍMETROS E AS COTAS DE NÍVEL EM METROS;

8 - QUALQUER ALTERAÇÃO NO DETALHAMENTO DESSE PROJETO DEVE SER PRECEDIDA DE CONSULTA AOS PROFISSIONAIS DA GEOTEC.

RELAÇÃO DO AÇO

| ELEMENTO | AÇO | N | DIAM (mm) | QUANT | C.UNIT (cm) | C.TOTAL (cm) |
|---|---|---|---|---|---|---|
| 8xB11-L2 | CA50 | 1 | 8.0 | 80 | 188 | 15040 |
| | CA50 | 2 | 8.0 | 40 | 216 | 8640 |
| 6xB14-L1 | CA50 | 1 | 8.0 | 60 | 188 | 11280 |
| | CA50 | 2 | 8.0 | 30 | 216 | 6480 |
| Negativos-L2 | CA60 | 1 | 5.0 | 111 | 65 | 7215 |
| | CA60 | 2 | 5.0 | 6 | 352 | 2112 |
| | CA60 | 3 | 5.0 | 9 | 280 | 2520 |
| | CA60 | 4 | 5.0 | 6 | 75 | 450 |
| | CA60 | 5 | 5.0 | 3 | 130 | 390 |
| | CA60 | 6 | 5.0 | 3 | 400 | 1200 |
| | CA60 | 7 | 5.0 | 3 | 305 | 915 |
| | CA60 | 8 | 5.0 | 3 | 279 | 837 |
| | CA60 | 9 | 10.0 | 14 | 179 | 2506 |
| Positivos-L2 | CA50 | 1 | 8.0 | 32 | 292 | 9344 |
| | CA50 | 2 | 8.0 | 13 | 364 | 4732 |
| | CA50 | 3 | 8.0 | 4 | VAR | VAR |
| | CA50 | 4 | 8.0 | 13 | VAR | VAR |
| 6xP1-L2 | CA60 | 1 | 5.0 | 132 | 55 | 7260 |
| | CA50 | 2 | 10.0 | 24 | 215 | 5160 |
| 6xP1-L1 | CA60 | 1 | 5.0 | 30 | 55 | 1650 |
| | CA50 | 2 | 10.0 | 24 | 97 | 2328 |
| V1-L2 | CA60 | 1 | 5.0 | 41 | 109 | 4469 |
| | CA50 | 2 | 8.0 | 1 | 215 | 215 |
| | CA50 | 3 | 8.0 | 1 | 192 | 192 |
| | CA50 | 4 | 8.0 | 2 | 764 | 1528 |
| | CA50 | 5 | 8.0 | 3 | 808 | 2424 |
| V2-L2 | CA60 | 1 | 5.0 | 80 | 109 | 8720 |
| | CA50 | 1 | 8.0 | 1 | 210 | 210 |
| | CA50 | 3 | 8.0 | 1 | 170 | 170 |
| | CA50 | 4 | 8.0 | 1 | 180 | 180 |
| | CA50 | 5 | 8.0 | 2 | 1097 | 2194 |
| | CA50 | 6 | 8.0 | 1 | 185 | 185 |
| | CA50 | 7 | 8.0 | 2 | 371 | 742 |
| | CA50 | 8 | 8.0 | 3 | 1198 | 3594 |
| | CA50 | 9 | 8.0 | 3 | 370 | 1110 |
| V3-L2 | CA60 | 1 | 5.0 | 80 | 109 | 8720 |
| | CA50 | 2 | 8.0 | 1 | 210 | 210 |
| | CA50 | 3 | 8.0 | 1 | 170 | 170 |
| | CA50 | 4 | 8.0 | 1 | 180 | 180 |
| | CA50 | 5 | 8.0 | 2 | 1097 | 2194 |
| | CA50 | 6 | 8.0 | 1 | 184 | 184 |
| | CA50 | 7 | 8.0 | 2 | 371 | 742 |
| | CA50 | 8 | 8.0 | 3 | 1198 | 3594 |
| | CA50 | 9 | 8.0 | 3 | 370 | 1110 |
| V4-L2 | CA60 | 1 | 5.0 | 34 | 109 | 3706 |
| | CA50 | 2 | 8.0 | 1 | 149 | 149 |
| | CA50 | 3 | 8.0 | 1 | 202 | 202 |
| | CA50 | 4 | 8.0 | 2 | 643 | 1286 |
| | CA50 | 5 | 8.0 | 3 | 687 | 2061 |
| V5-L2 | CA60 | 1 | 5.0 | 15 | 109 | 1635 |
| | CA50 | 2 | 8.0 | 4 | 308 | 1232 |
| | CA50 | 3 | 8.0 | 3 | 336 | 1008 |
| V6-L2 | CA60 | 1 | 5.0 | 15 | 109 | 1635 |
| | CA50 | 2 | 8.0 | 3 | 292 | 876 |
| | CA50 | 3 | 8.0 | 3 | 336 | 1008 |
| V7-L2 | CA60 | 1 | 5.0 | 6 | 109 | 654 |
| | CA50 | 2 | 8.0 | 3 | 147 | 441 |
| | CA50 | 3 | 8.0 | 3 | 191 | 573 |
| V8-L2 | CA60 | 1 | 5.0 | 6 | 109 | 654 |
| | CA50 | 2 | 8.0 | 3 | 147 | 441 |
| | CA50 | 3 | 8.0 | 3 | 191 | 573 |
| V9-L2 | CA60 | 1 | 5.0 | 7 | 109 | 763 |
| | CA50 | 2 | 8.0 | 3 | 147 | 441 |
| | CA50 | 3 | 8.0 | 3 | 191 | 573 |
| V10-L2 | CA60 | 1 | 5.0 | 6 | 109 | 654 |
| | CA50 | 2 | 8.0 | 3 | 152 | 456 |
| | CA50 | 3 | 8.0 | 3 | 196 | 588 |
| V11-L2 | CA60 | 1 | 5.0 | 17 | 109 | 1853 |
| | CA50 | 2 | 8.0 | 3 | 327 | 981 |
| | CA50 | 3 | 8.0 | 3 | 363 | 1089 |
| VB1-L1 | CA60 | 1 | 5.0 | 41 | 109 | 4469 |
| | CA50 | 2 | 8.0 | 1 | 200 | 200 |
| | CA50 | 3 | 8.0 | 1 | 182 | 182 |
| | CA50 | 4 | 8.0 | 2 | 764 | 1528 |
| | CA50 | 5 | 8.0 | 3 | 808 | 2424 |
| VB2-L1 | CA60 | 1 | 5.0 | 34 | 109 | 3706 |
| | CA50 | 2 | 8.0 | 1 | 154 | 154 |
| | CA50 | 3 | 8.0 | 1 | 182 | 182 |
| | CA50 | 4 | 8.0 | 2 | 643 | 1286 |
| | CA50 | 5 | 8.0 | 3 | 687 | 2061 |
| VB3-L1 | CA60 | 1 | 5.0 | 15 | 109 | 1635 |
| | CA50 | 2 | 8.0 | 3 | 292 | 876 |
| | CA50 | 3 | 8.0 | 3 | 336 | 1008 |
| VB4-L1 | CA60 | 1 | 5.0 | 15 | 109 | 1635 |
| | CA50 | 2 | 8.0 | 3 | 292 | 876 |
| | CA50 | 3 | 8.0 | 3 | 336 | 1008 |
| VB5-L1 | CA60 | 1 | 5.0 | 17 | 109 | 1853 |
| | CA50 | 2 | 8.0 | 3 | 319 | 957 |
| | CA50 | 3 | 8.0 | 3 | 335 | 1005 |

RESUMO DO AÇO

| AÇO | DIAM (mm) | C.TOTAL (m) | PESO + 10% (kg) |
|---|---|---|---|
| CA50 | 8.0 | 1091.1 | 473.6 |
| | 10.0 | 99.9 | 67.8 |
| CA60 | 5.0 | 713.1 | 120.9 |

| PESO TOTAL (kg) | |
|---|---|
| CA50 | 541.4 |
| CA60 | 120.9 |

Volume de concreto (C-30) = 12.94 m³
Área de forma = 142.90 m²

| CONFIGURAÇÃO P/ PLOTAGEM | | |
|---|---|---|
| Nº DA COR | Nº DA PENA | ESP DA PENA |
| 1 | 7 | 0.10 |
| 2 | 7 | 0.20 |
| 3 | 7 | 0.30 |
| 4 | 7 | 0.40 |
| 5 | 7 | 0.50 |
| 6 | 7 | 0.60 |
| 7 | 7 | 0.20 |
| 8 | 7 | 0.80 |
| 9 | 7 | 0.40 |
| DEMAIS COOR | | 0.10 |

ESC PLOTAGEM
1 : 1

DATA DE IMPRESSÃO:
29 / 01 / 2023

REVISÕES:

| | | |
|---|---|---|
| R00 | JANEIRO/2023 | EMISSÃO INICIAL |

SECRETARIA DE ESTADO DO DESENVOLVIMENTO URBANO E SUSTENTABILIDADE
SERGIPE GOVERNO DO ESTADO

GEOTEC CONSULTORIA E SERVIÇOS LTDA.
Rua Antônio Andrade, 2396 Sala 03
Coroa do Meio, Aracaju-SE Fone:(79) 3213-7137
email: geotec.sal@uol.com.br

| | | | | |
|---|---|---|---|---|
| ENG. CARLOS REZENDE CARDOSO JR. | | 12.217/D - SE | | |
| RESP. TÉCNICO | DATA | CREA | VISTO | SE |
| ENG. CARLOS REZENDE CARDOSO JR. | | 12.217/D - SE | | |
| AUTOR DO PROJETO | DATA | CREA | VISTO | SE |
| AUTOR DO PROJETO | DATA | CREA | VISTO | SE |
| LEVANTAMENTO | DATA | CREA | VISTO | SE |

**PROJETO DE FUNDAÇÕES**

# ESTUDO P/ PROJETO DE ATRACADOURO

MARGEM DIREITA DO RIO SÃO FRANCISCO

Av. BEIRA RIO – MUNICÍPIO/UF: SANTANA DO SÃO FRANCISCO/SE

| DATA | ETAPA | Nº | |
|---|---|---|---|
| JAN/2023 | EXECUTIVO | GT.FRDC.ATRAC.E.02.DET.R00 | |
| ESCALA | PLANTA | REV | BLOCO | FOLHA |
| INDICADA | DETALHAMENTO DAS ARMAÇÕES | 00 | – | 02/02 |

A0– 1189x841